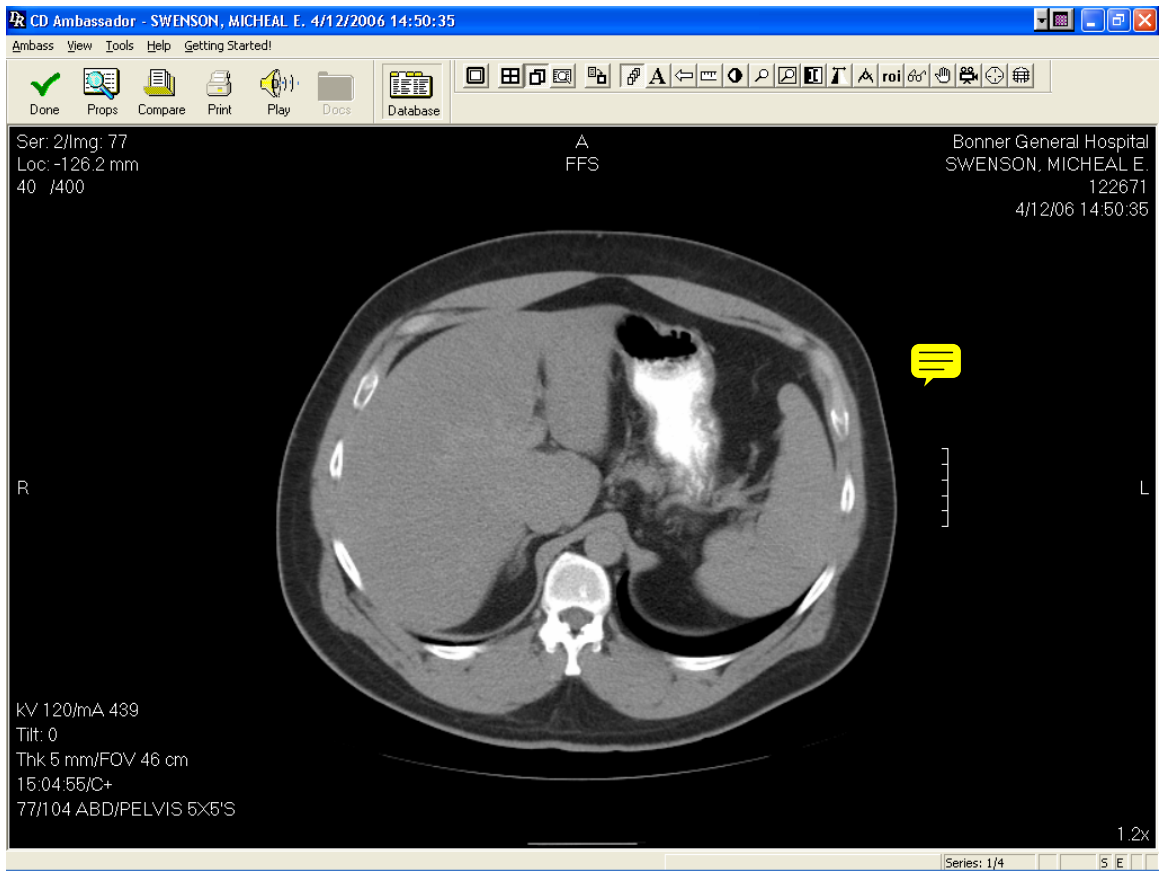
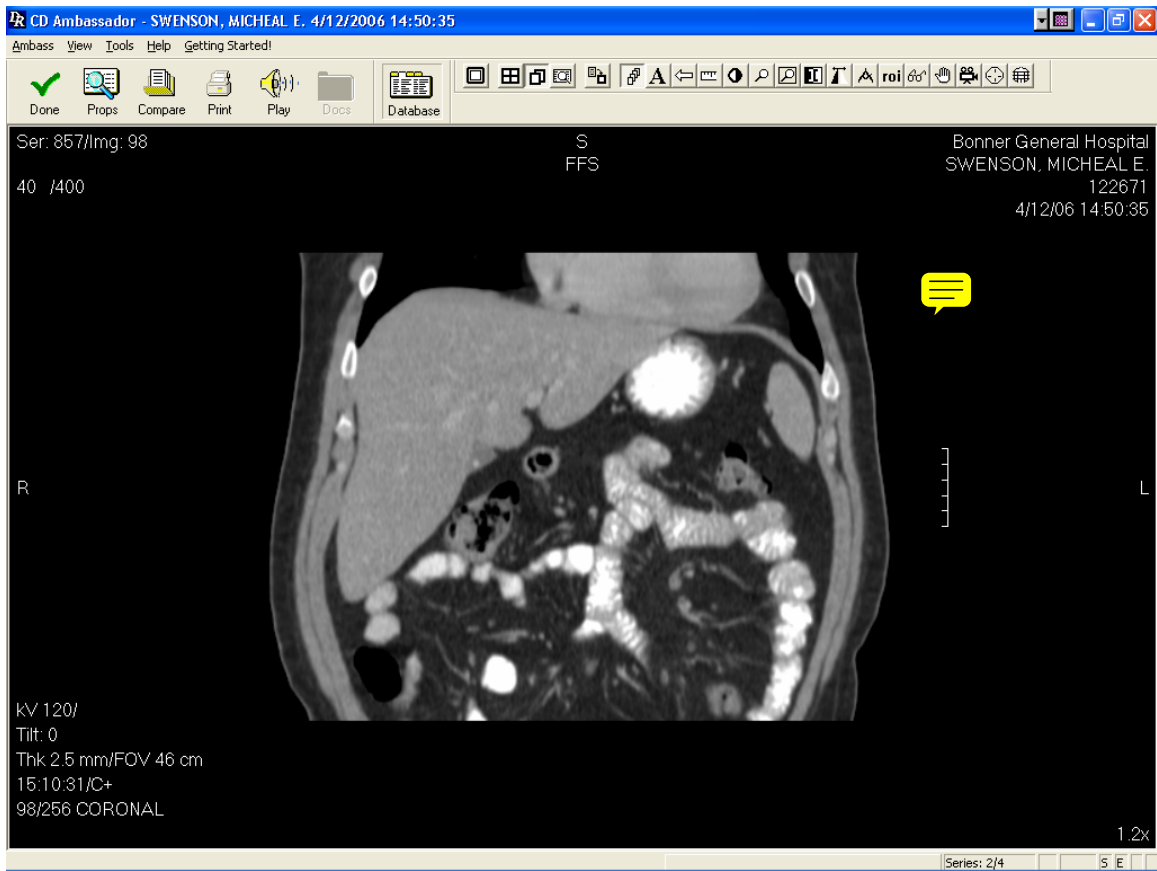


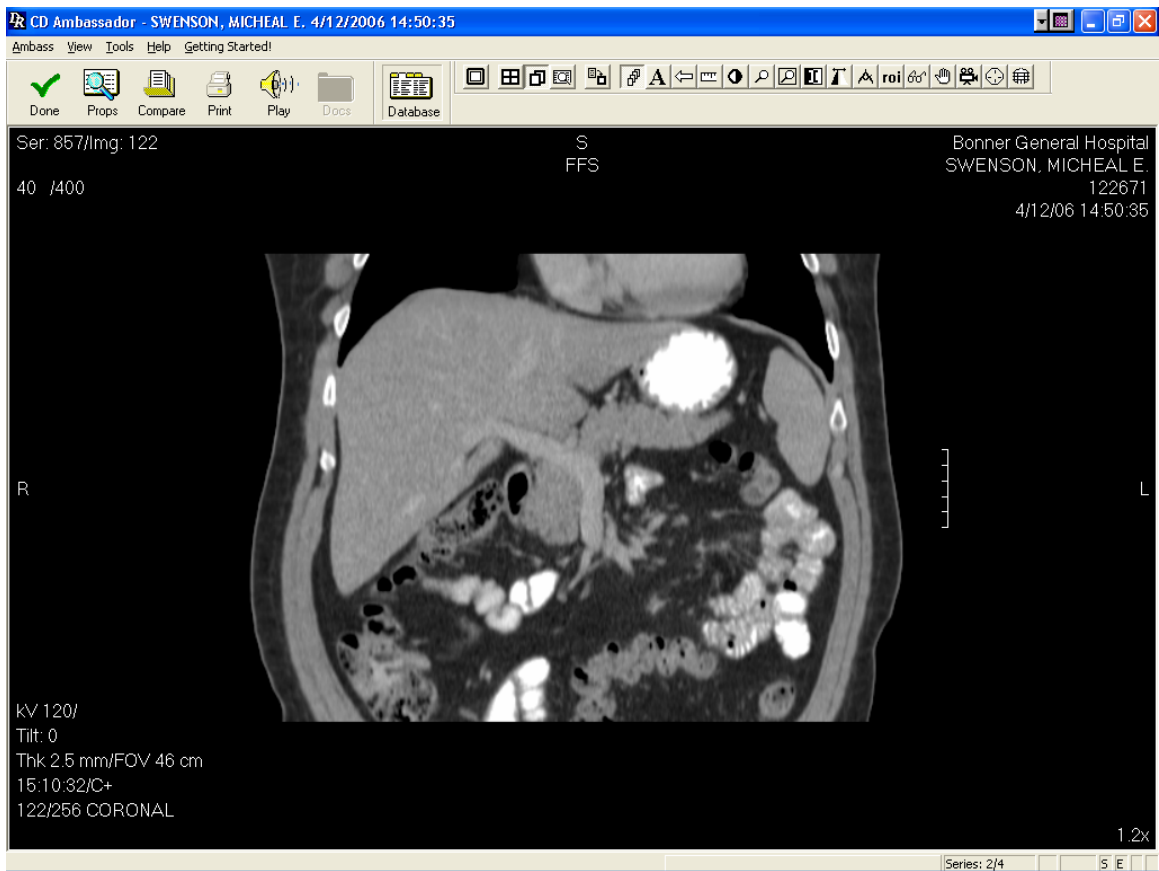
mid-brain “giant panda face” untreated wilson’s disease (look at the grey matter inside the skull, I have found some look at the whole image, not just the brain; so they miss what appears to be a very obvious “text book” likeness. I only saw one example online and my xray has an even better likeness in my opinion (not that it portends well for me that the radiologist didn’t note it)

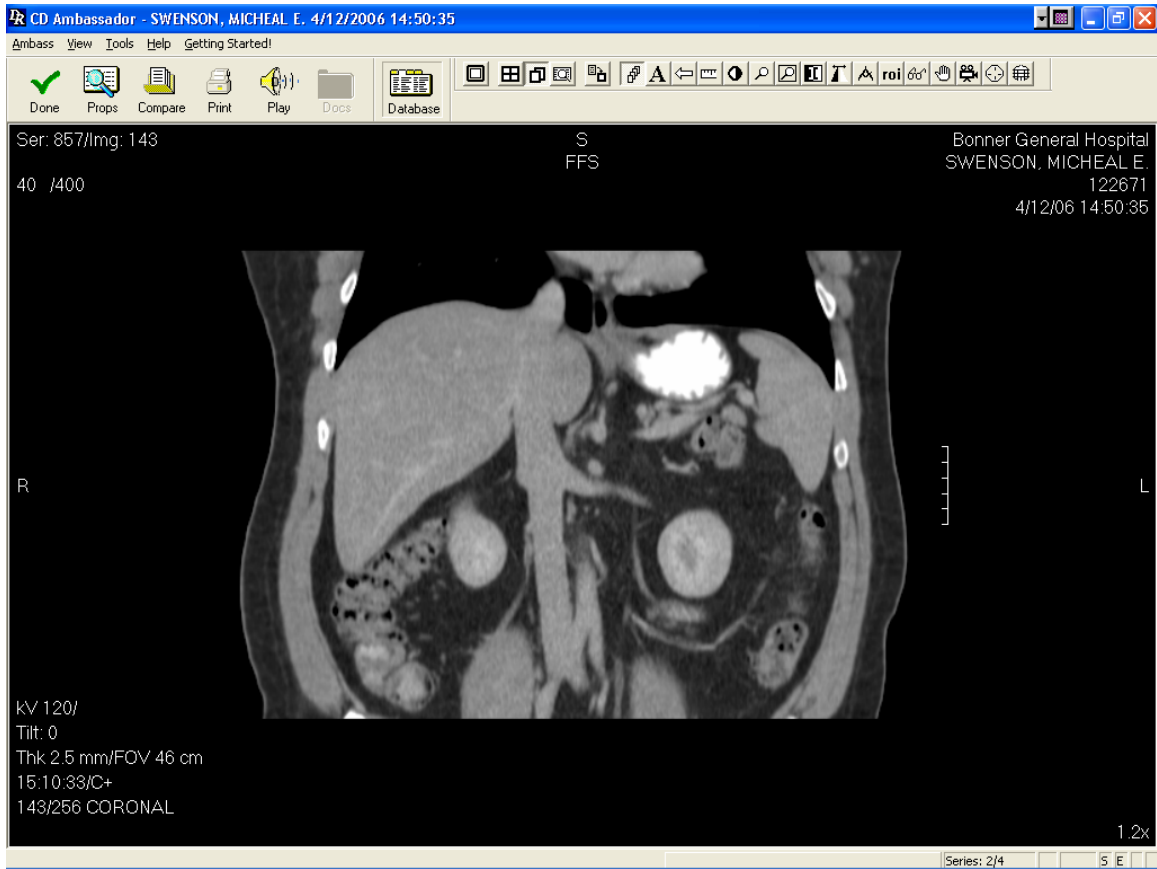


both liver and spleen are enlarged but radiologist made no note of it.

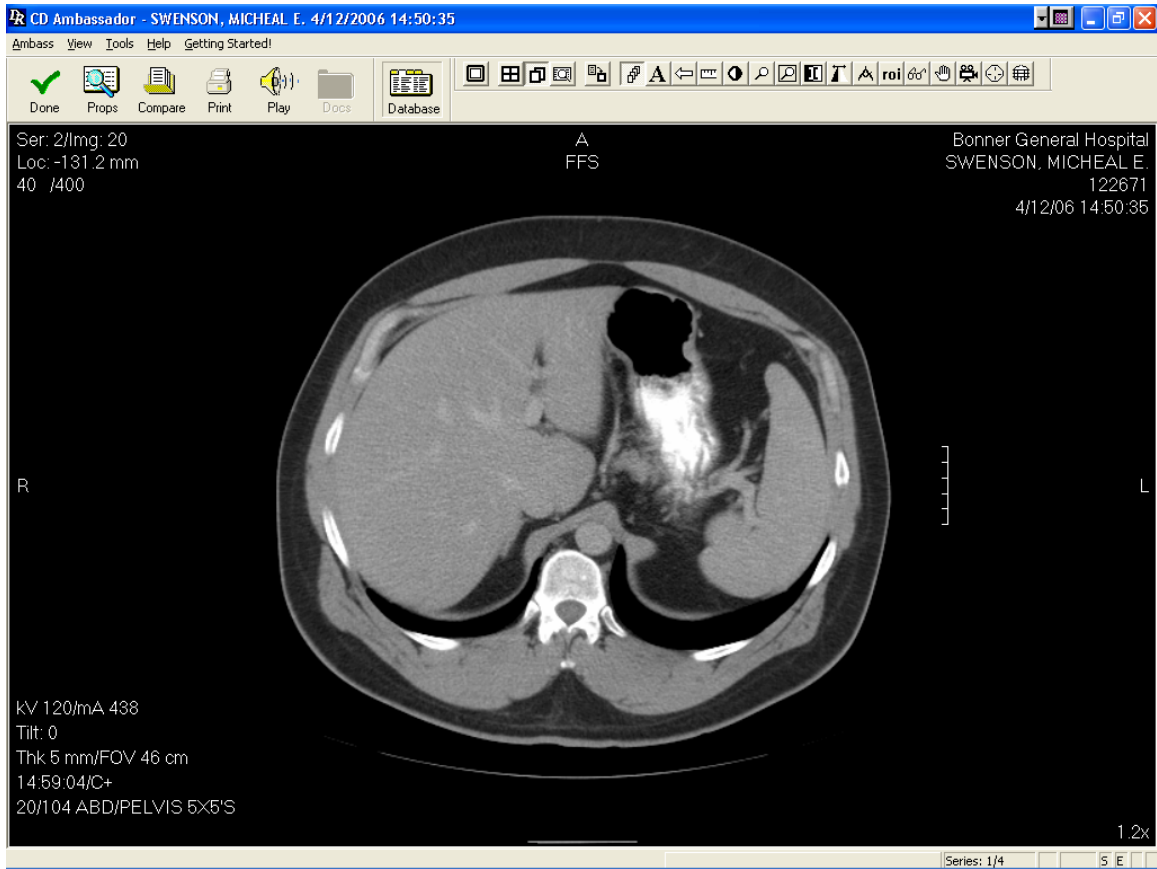


I did a dimensional measurement via the tools in the xray viewing program and calculated my weight against what is considered “normal” and “normal liver size” according to the information I found on the Internet and that is how I determined even despite my size and weight my liver is enlarged (hepatomegaly).





I made the same calculations for my spleen; both internal organs are enlarged (hepatomegaly and splenomegaly) indicative of Wilson's Disease, but unfortunately for me the radiologist made no note of it. And although I repeatedly asked for expert review and administrative review from the hospital and Dr. Burgstahler, it was never done. But when I went to the hospital, "staff change" occurred several times. The regular staff would be tagged and sent away while I was handled by those who are knowingly leaving me undiagnosed and dying in agony. The result has destroyed my credibility with those close to me and in the workplace and in my community, leaving me libeled, slandered and unable to return to gainful employment in my field should I actually miraculously become well enough to do so.



liver and spleen, respectively. While the radiologist said ascites was not indicated, not just bloating from gas but abdominal swelling and pressure whether I eat or not is also typical of undiagnosed and untreated Wilson's Disease, according to what I've read. The evidence I'm submitting, I'm sure would be blatantly obvious to an expert that at least the determining diagnostics should be done, but possessing every major observable symptom, and xray images and lab results (including blood smear morphology that was never reported as spherocytosis and Rouleaux formation indicating WD as well as never noted to date); should have been sufficient. I can show a jury and or the Court if we went to a lab or if I was allowed to bring in a microscope that my cells indicate I have spherocytosis (and so obviously a child could make the match of my blood with an online or text book image). Thus proving Burgstahler with intent libeled me and coerced false results from Dr. Laugan, again leaving me undiagnosed, untreated and dying and forsaken by friends and family as mentally ill, when this should be a time of understanding compassion and fighting to get well or at least lovingly spend our final days together. I can't even afford proper pain relief medication should I choose to take some. If I go now to a Wilson's Treatment facility (if they'd take me without insurance or means to compensate), I might be restrained due to the false assumption that I have associated psychiatric conditions, simply because no one else recognizes that I'm telling the truth. That since Wilson's disease has been recorded as early as 1912, it is either by intent or negligence on the part of our government to leave this much of the professional populace in such extreme ignorance when as far as I can tell this condition is far more common than any are telling us.

